



NATIONAL BUREAU OF STATISTICS

Liquefied Petroleum Gas (Cooking Gas) Price Watch

(FEBRUARY 2026)

Report Date: May 2026

Data Source: National Bureau of Statistics (NBS)

CONTENT

Methodology	3
Executive Summary	4
Average Cooking Gas Prices across States – 5KG Refilling	5
Average Cooking Gas Prices across Zones – 5KG Refilling	6
12 Month Average Prices – 5KG Refilling	7
Average Cooking Gas Prices across States – 12.5KG Refilling	8
Average Cooking Gas Prices across Zones – 12.5KG Refilling	9
12 Month Average Prices – 12.5KG Refilling	10
Appendix	11
Contact	13

METHODOLOGY

Fieldwork is done solely by over 700 NBS Staff in all the States of the federation, supported by supervisors whom internal and external observers monitor.

Gas Prices are collected across all the 774 local governments across all States and the FCT from over 10,000 respondents and outlets and the estimates reflect the weights derived from estimates of household expenditures on gas and the actual prices households bought different KG of gases.

The average prices are reported for each state and the country.

The NBS audit team subsequently conducts randomly selected verification of prices recorded.

EXECUTIVE SUMMARY

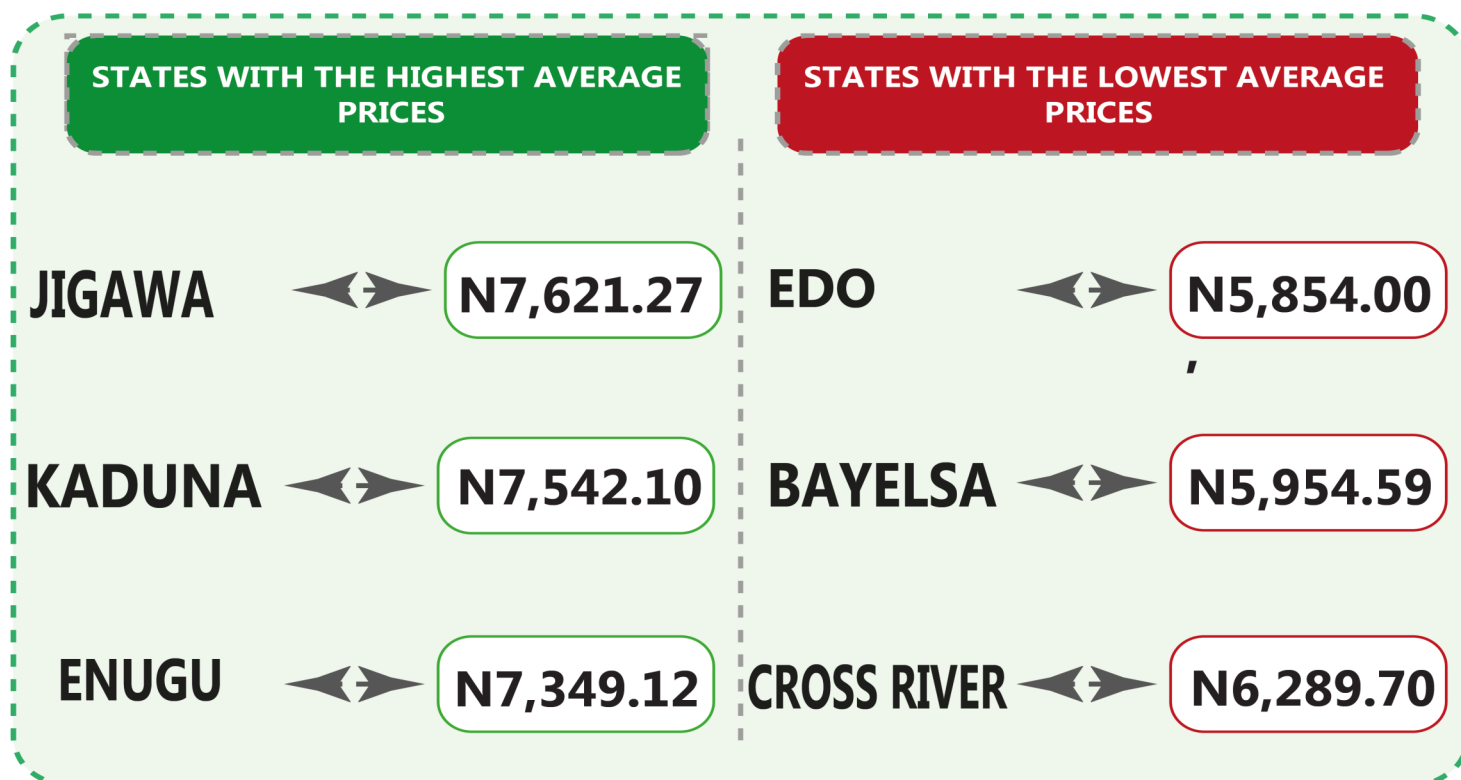

The average retail price for refilling a 5kg Cylinder of Liquefied Petroleum Gas (Cooking Gas) increased by 25.81% on a month-on-month basis from ₦5,404.19 recorded in January 2026 to ₦6,799.18 in February 2026. On a year-on-year basis, this decreased by 3.86% from ₦7,072.10 in February 2025. On state profile analysis, Jigawa recorded the highest average price for refilling a 5kg Cylinder of Liquefied Petroleum Gas (Cooking Gas) with ₦7,621.27, followed by Kaduna with ₦7,542.10 and Enugu with ₦7,349.12. On the other hand, Edo recorded the lowest price with ₦5,854.00, followed by Bayelsa and Cross River with ₦5,954.59 and ₦6,289.70 respectively. In addition, analysis by zone showed that the North-West recorded the highest average retail price for refilling a 5kg Cylinder of Liquefied Petroleum Gas (Cooking Gas) with ₦6,948.58, followed by the South-West with ₦6,941.13 while the South-South recorded the lowest with ₦6,379.73.

Also, the average retail price for refilling a 12.5kg Cylinder of Liquefied Petroleum Gas (Cooking Gas) increased by 25.44% on a month-on-month basis from ₦13,551.01 in January 2026 to ₦16,997.94 in February 2026. On a year-on-year basis, this dropped by 2.83% from ₦17,492.42 in February 2025. On state profile analysis, Jigawa recorded the highest average retail price for the refilling of a 12.5kg Cylinder of Liquefied Petroleum Gas (Cooking Gas) with ₦19,053.17, followed by Kaduna with ₦18,855.25 and Enugu with ₦18,372.79. Conversely, the lowest average price was recorded in Edo with ₦14,635.00, followed by Bayelsa and Cross River with ₦14,886.48 and ₦15,724.26 respectively. Analysis by zone showed that the North-West recorded the highest average retail price for refilling a 12.5kg Cylinder of Liquefied Petroleum Gas (Cooking Gas) with ₦17,371.45, followed by the South-West with ₦17,352.82 while the South-South recorded the lowest price with ₦15,949.32.

LIQUEFIED PETROLEUM GAS (COOKING GAS)

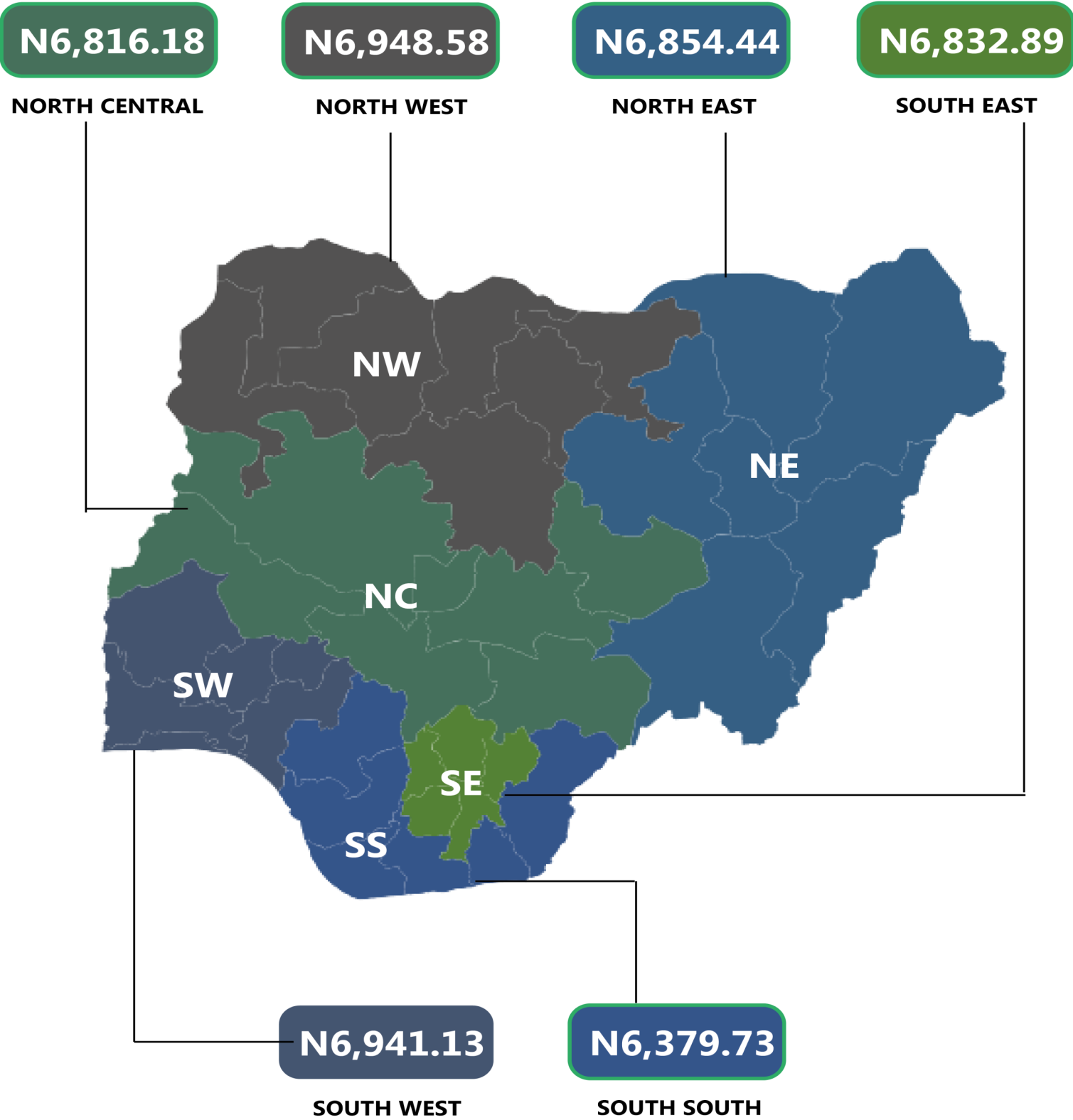
PRICE WATCH - FEBRUARY 2026

Average Cooking Gas Prices Across States – 5KG Refilling



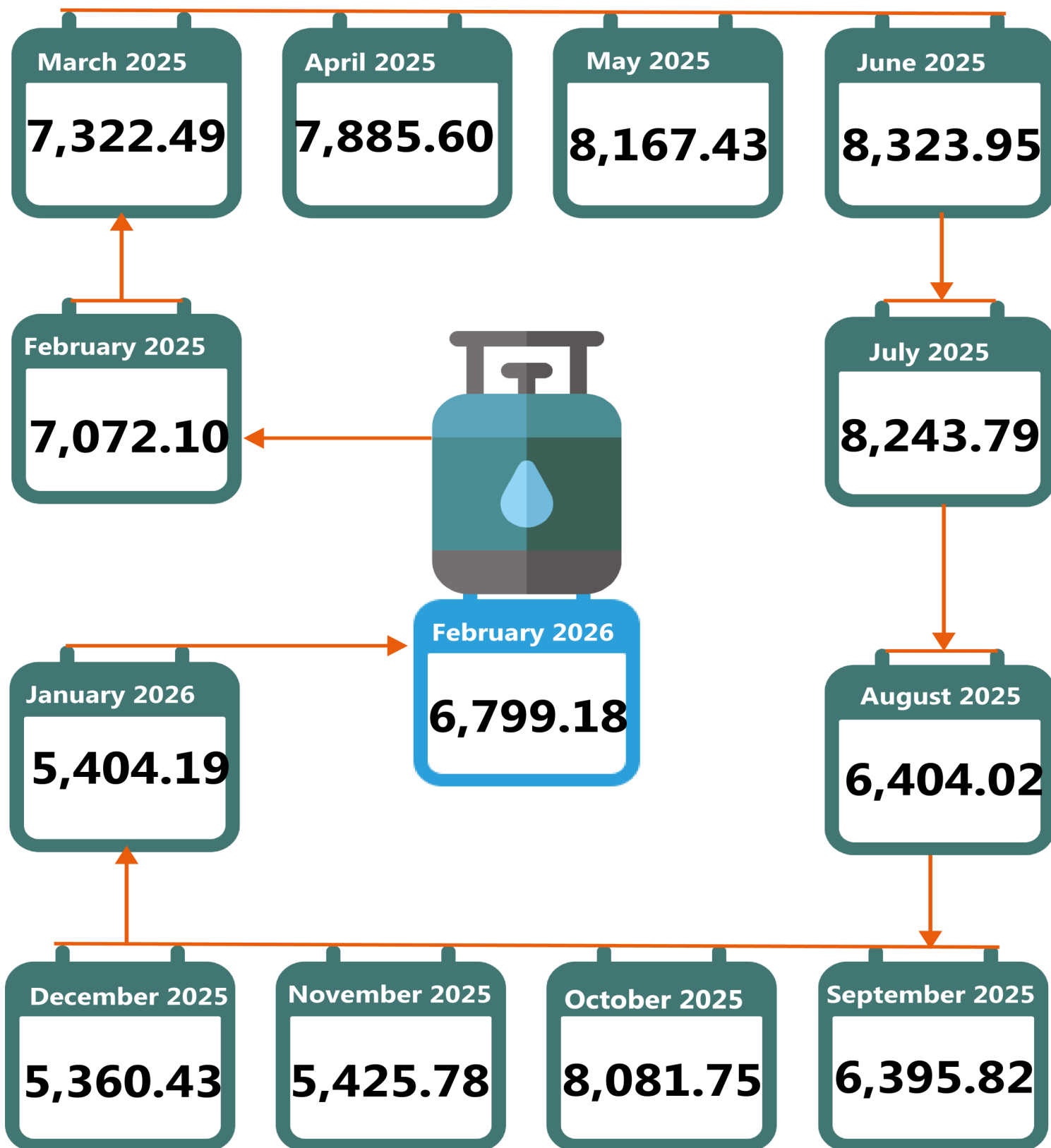
LIQUEFIED PETROLEUM GAS (COOKING GAS)
PRICE WATCH - FEBRUARY 2026

Average Cooking Gas Prices Across Zones – 5KG Refilling



LIQUEFIED PETROLEUM GAS (COOKING GAS) PRICE WATCH - FEBRUARY 2026

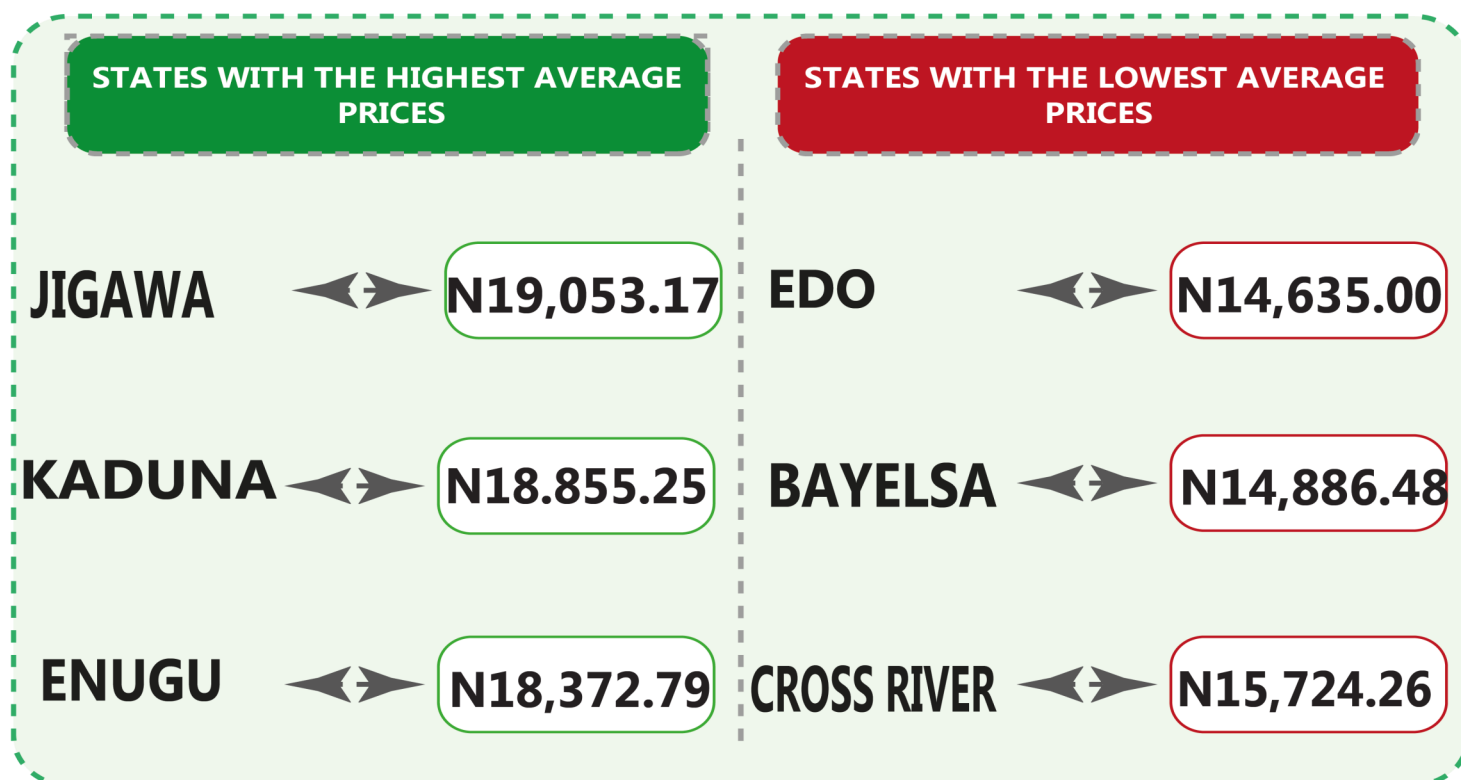

12 Month Average Prices – 5KG Refilling



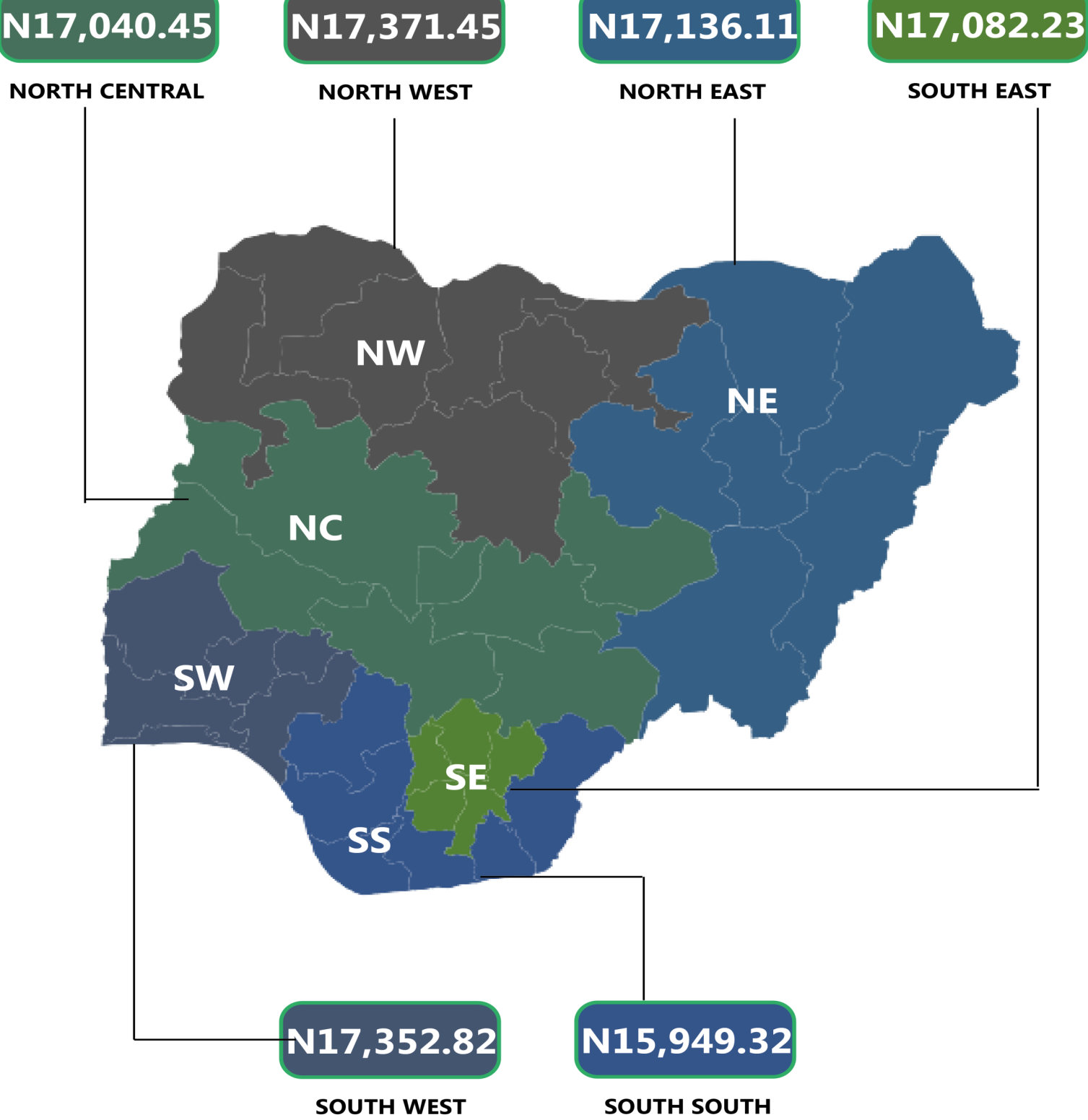
LIQUEFIED PETROLEUM GAS (COOKING GAS) PRICE WATCH - FEBRUARY 2026



Average Cooking Gas Prices Across States – 12.5KG Refilling



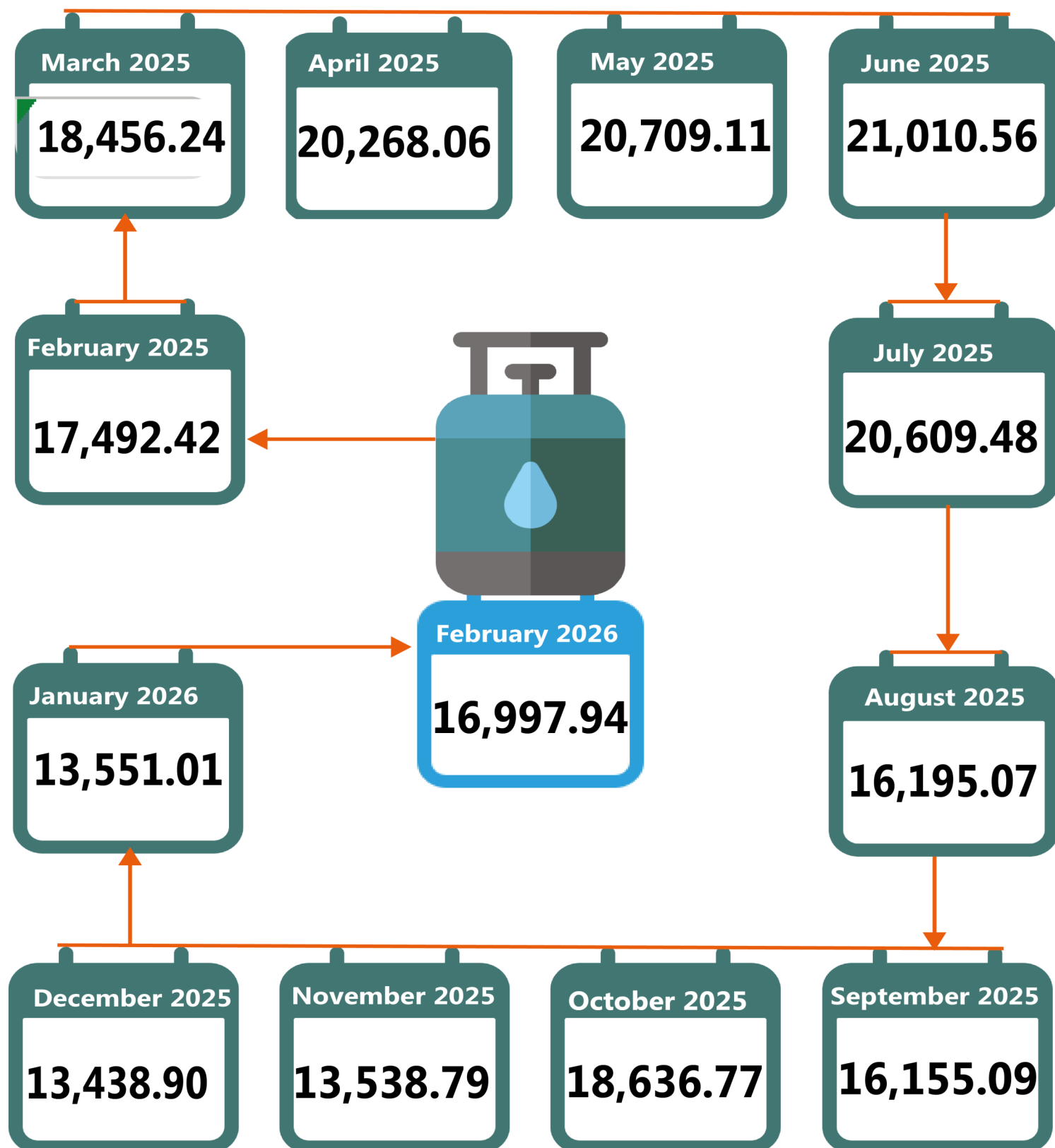
LIQUEFIED PETROLEUM GAS (COOKING GAS)
PRICE WATCH - FEBRUARY 2026
Average Cooking Gas Prices Across Zones – 12.5KG Refilling



LIQUEFIED PETROLEUM GAS (COOKING GAS)

PRICE WATCH - FEBRUARY 2026

12 Month Average Prices – 12.5KG Refilling



APPENDIX

5KG

STATES	Average of Feb-25	Average of Jan-26	Average of Feb-26	MOM	YOY
NORTH CENTRAL	6963.81	5427.51	6816.18	25.59	-2.12
Abuja	7020.00	5077.46	6555.00	29.10	-6.62
Benue	7180.00	5279.42	6518.68	23.47	-9.21
Kogi	6720.00	5601.67	7028.52	25.47	4.59
Kwara	6900.00	5592.68	6949.41	24.26	0.72
Nasarawa	7180.00	5611.96	7040.68	25.46	-1.94
Niger	6580.00	5307.37	6556.88	23.54	-0.35
Plateau	7166.67	5522.00	7064.09	27.93	-1.43
NORTH EAST	7399.67	5319.42	6854.44	28.86	-7.37
Adamawa	6800.00	5354.40	6855.77	28.04	0.82
Bauchi	7380.00	5054.00	6448.78	27.60	-12.62
Borno	6888.00	5318.75	6858.89	28.96	-0.42
Gombe	7280.00	5111.61	6620.26	29.51	-9.06
Taraba	8250.00	5566.67	7177.78	28.94	-13.00
Yobe	7800.00	5511.07	7165.17	30.01	-8.14
NORTH WEST	6867.14	5372.68	6948.58	29.33	1.19
Jigawa	7377.50	5892.88	7621.27	29.33	3.30
Kaduna	6762.50	5772.70	7542.10	30.65	11.53
Kano	6710.00	5313.67	6639.02	24.94	-1.06
Katsina	7000.00	5013.80	6507.34	29.79	-7.04
Kebbi	6500.00	5222.46	6754.85	29.34	3.92
Sokoto	7120.00	5008.36	6554.51	30.87	-7.94
Zamfara	6600.00	5384.93	7020.98	30.38	6.38
SOUTH EAST	6990.06	5501.95	6832.89	24.19	-2.25
Abia	6719.95	5829.17	6872.67	17.90	2.27
Anambra	6800.75	5378.60	6839.66	27.16	0.57
Ebonyi	7111.49	5283.60	6633.67	25.55	-6.72
Enugu	7206.44	5785.83	7349.12	27.02	1.98
Imo	7111.67	5232.53	6469.35	23.64	-9.03
SOUTH SOUTH	7129.81	5331.50	6379.73	19.66	-10.52
Akwa Ibom	7440.00	5789.85	6854.12	18.38	-7.87
Bayelsa	6900.00	4891.87	5954.59	21.72	-13.70
Cross River	7030.00	5089.13	6289.70	23.59	-10.53
Delta	6700.00	5763.20	6819.38	18.33	1.78
Edo	7164.44	5034.76	5854.00	16.27	-18.29
Rivers	7544.44	5420.18	6506.58	20.04	-13.76
SOUTH WEST	7120.65	5489.73	6941.13	26.44	-2.52
Ekiti	7132.80	5604.81	6908.00	23.25	-3.15
Lagos	7630.00	5445.61	7239.49	32.94	-5.12
Ogun	7102.86	5495.00	6729.84	22.47	-5.25
Ondo	6618.90	5300.12	6739.00	27.15	1.81
Osun	7382.22	5618.25	7073.50	25.90	-4.18
Oyo	6857.14	5474.57	6956.95	27.08	1.46
Grand Total	7072.10	5404.19	6799.18	25.81	-3.86

STATES	Average of Feb-25	Average of Jan-26	Average of Feb-26	MOM	YOY
NORTH CENTRAL	17166.67	13640.20	17040.45	24.93	-0.74
Abuja	17550.00	13193.66	16387.50	24.21	-6.62
Benue	17950.00	13198.56	16296.69	23.47	-9.21
Kogi	16800.00	14004.17	17571.29	25.47	4.59
Kwara	17250.00	13981.69	17373.53	24.26	0.72
Nasarawa	16250.00	14029.90	17601.70	25.46	8.32
Niger	16450.00	13268.42	16392.20	23.54	-0.35
Plateau	17916.67	13805.00	17660.23	27.93	-1.43
NORTH EAST	18082.50	13256.87	17136.11	29.26	-5.23
Adamawa	17000.00	13386.00	17139.43	28.04	0.82
Bauchi	18450.00	12385.00	16121.96	30.17	-12.62
Borno	17220.00	13296.88	17147.22	28.96	-0.42
Gombe	18200.00	12779.03	16550.66	29.51	-9.06
Taraba	18625.00	13916.67	17944.44	28.94	-3.65
Yobe	19000.00	13777.67	17912.93	30.01	-5.72
NORTH WEST	17150.00	13431.71	17371.45	29.33	1.29
Jigawa	18443.75	14732.19	19053.17	29.33	3.30
Kaduna	16906.25	14431.75	18855.25	30.65	11.53
Kano	16775.00	13284.17	16597.56	24.94	-1.06
Katsina	17550.00	12534.50	16268.35	29.79	-7.30
Kebbi	16250.00	13056.15	16887.12	29.34	3.92
Sokoto	17550.00	12520.90	16386.27	30.87	-6.63
Zamfara	16575.00	13462.31	17552.44	30.38	5.90
SOUTH EAST	17645.15	13754.87	17082.23	24.19	-3.19
Abia	16299.86	14572.94	17181.67	17.90	5.41
Anambra	18751.88	13446.50	17099.16	27.16	-8.81
Ebonyi	17778.71	13209.00	16584.17	25.55	-6.72
Enugu	17616.11	14464.58	18372.79	27.02	4.30
Imo	17779.17	13081.33	16173.38	23.64	-9.03
SOUTH SOUTH	17799.54	13453.75	15949.32	18.55	-10.39
Akwa Ibom	18600.00	14474.62	17135.29	18.38	-7.87
Bayelsa	17550.00	12229.66	14886.48	21.72	-15.18
Cross River	17575.00	13472.83	15724.26	16.71	-10.53
Delta	16750.00	14408.00	17048.45	18.33	1.78
Edo	17461.11	12586.90	14635.00	16.27	-16.19
Rivers	18861.11	13550.45	16266.44	20.04	-13.76
SOUTH WEST	17247.47	13807.65	17352.82	25.68	0.61
Ekiti	17832.00	14012.02	17269.99	23.25	-3.15
Lagos	15750.00	14114.03	18098.73	28.23	14.91
Ogun	17757.14	13737.50	16824.59	22.47	-5.25
Ondo	16547.26	13250.29	16847.49	27.15	1.81
Osun	18455.56	14045.62	17683.74	25.90	-4.18
Oyo	17142.86	13686.43	17392.38	27.08	1.46
Grand Total	17492.42	13551.01	16997.94	25.44	-2.83

CONTACT



National Bureau of Statistics

Head Office
No. 1, Wole Olanipekun Street,
Formerly, Plot 762, Independence Avenue,
Off Constitution Avenue,
CBD, Abuja, F.C.T.

Bonaventure Nwosu

Information Desk
Head, Communication and Public Relations
Department (C&PRD)
Phone +2348033109882
bnwosu@nigerianstat.gov.ng

Moses Mathew

Statistical Information Officer
Department (C&PRD)
Phone +2347069071157
matmoses@nigerianstat.gov.ng



@nbs_nigeria



NBSNIGERIA



Nbs_nigeria

